














	<p>1. <b><u>Chain Cactus – Novice</u></b>                  Great image. Lovely colours. You have got the background blurred nicely with the strong pink of the flower dominating as it should. The only distraction is the blue patch up the top. Could you have perhaps have cloned some of this out to make your image stronger. <b><u>Highly Commended</u></b></p>
	<p>2. <b><u>In the Orchard – Salon</u></b>                  The monochrome suits this image well. Clever composition and the Monochrome treatment work well it is a very effective image with the branches forming a guard of honour effect. The whites have been well handled. The straw hat almost melts into the leaves, but in a good way                  The vignette gives a closed, gathered in feeling adding to the aloneness of the person.  <b><u>Highly Commended</u></b></p>
	<p>3. <b><u>West Coast Beach – Salon</u></b>                  Good composition. The flow of the water has been well captured with leading line of the stream to the rocks &amp; sea beyond. The whites are handled well and the beautiful sand patterns in the rivulets, quite mesmerising. <b><u>Highly Commended</u></b></p>
	<p>4. <b><u>Tree In Lake – Salon</u></b>                  Like the balance of this photo. Your eye looks at the tree then bounces back to the clump of trees on the left. Nice treatment of this iconic shot. Good DOF Good composition with the island giving balance to the off-centre tree. There are lovely complementary colours with the purple of the mountains and the yellow of the famous Wanaka tree in the lake. <b><u>Highly Commended</u></b></p>
	<p>5. <b><u>The Gannett Family – Salon</u></b>                  A lovely image of these striking birds interacting. Nice feather detail and colours. These three birds are showing a real connection here. At first look and coupled with the title it does look like a chick and adoring parents. However, chicks do not have the gold heads till they're mature adults. The shadows across the middle bird could be adjusted as these take your eye from the overall picture. You need to have your title reflect what your image is about.  <b><u>Highly Commended</u></b></p>
	<p>6. <b><u>Unexpected Beauty – Salon</u></b>                  It's interesting how beauty can be seen in unusual things. The colours are nice and background colour offsets them. Great to have fun with the colours created in the camera that the eye cannot see and this is a nice example. However, this image doesn't appear very sharp &amp; the small highlights a little distracting. <b><u>Merit</u></b></p>
	<p>7. <b><u>A Fertile Trail – Salon</u></b>                  Great landscape and action shot. Good DOF. The vapour (fertilizer) trail of the plane immediately catches your interest the choice of a panorama works well. However, there is a white strip at the beginning of the vapour trail. A crop from the left to the beginning of the trail to take out the white strip this also takes out the tree on the left and crop out the bottom bit of white fence, leaving the roof and windows of the house this will also take out the green strip of grass. <b><u>Merit</u></b></p>

	<p><b>8. Taipuhai Landscap Intermediate</b></p> <p>This is a lovely landscape of NZ countryside with good DOF and the lighting accentuates the shadows in the valleys. Lovely shadows created in this landscape of rolling hills, with different coloured trees in shelter belts providing interest. A wee lift in levels would really lift this image.</p> <p>The large fan of a tree partly obscured by the hill is on the third although the eye does tend to dart around trying to find a focal point. <b>Highly Commended</b></p>
	<p><b>9. Frog Bathtime - Intermediate</b></p> <p>An unusual very colourful image with a cute find in the bromeliad. This Image has lovely contrasting colours &amp; the frog &amp; eyes sharp. The lighting was obviously tricky but an adjustment to the shadows would lift this image. A crop from the right to cut out the other plant and the brightness of the leaf in the sun would keep you looking at the frog. <b>Merit</b></p>
	<p><b>10. A Forest Pathway - Salon</b></p> <p>Nice to see a creative attempt here the image has nice colours and the impression is created of the wind going thru the trees. Sunlight illuminates the pathway shame you have a light strip on the left this needed to be cropped out. <b>Merit</b></p>
	<p><b>11. Agapanthus - Salon</b></p> <p>This is a nice triptych showing the progression of a flower in bloom. The Colour of the flowers is bright &amp; sharp it is beautifully presented.</p> <p>Judges are wondering if perhaps your border is just a little heavy. <b>Highly Commended</b></p>
	<p><b>12. Gerbera - Salon</b></p> <p>This Gerbera is a beauty it's sharp and has excellent DOF</p> <p>Often Red is a hard colour to capture well, you have positioned the flower in the frame beautifully. <b>A well deserved Honours</b></p>
	<p><b>13. Te Matau Pohe Bridge – Salon</b></p> <p>Making this image a Mono has worked well as with the tide out it could have looked very untidy in colour. The white up stands on the bridge stand out nicely against the cloudy sky but the image does need a lift in levels and brightness. <b>Merit</b></p>
	<p><b>14. Seaweed Tendril – Salon</b></p> <p>An interesting subject well seen; it is a nicely composed image of an unusual curl of seaweed. However, the light bits on the tendril don't do anything for it, they could have been darkened down to fit in with the rest of the colour. <b>Accepted</b></p>
	<p><b>15. Webs Of Spiders - Salon</b></p> <p>Back ground well done emphasizing the pattern of the webs along with the water. The droplets on the right-hand web appear to be more sharply in focus. A lift in levels to darken the image down a bit and a tweak in brightness really lifts your image, would like to see this in the Nature Competition. <b>Merit</b></p>

	<p><b>16. Along Exposure Experiment – Salon</b>  Like the title experiment. May be indicating you would like to try this again. However, the lights are a little blown out a good high F stop needed here. <b><u>Highly Commended</u></b></p>
	<p><b>17. Unchained Melody - Novice</b>  A Good old rusty chain, Image sharp and well exposed. Rust never sleeps, creating interesting colours and patterns you have got this cropped well. However, your title doesn't quite match up with image, the Links are connected. Good spotting though and image well taken. <b><u>Merit</u></b></p>
	<p><b>18. Pretty Pink – Novice</b>  It is pretty indeed. The background has been well handled while it is pretty, the focus and composition could be improved. The green leaves are more in focus than the flowers. From a composition point of view, having two different focal points of the mature flowers creates disharmony. Try a crop a bit tighter from the right to take out the distracting highlight on the leaves. Perhaps a click on the auto sharpen button may make a little difference. Have another go and try and simplify your image by concentrating on one of these beautiful pink flowers. Good try. <b><u>Accepted</u></b></p>
	<p><b>19. Burning Reflections – Salon</b>  This image has great potential. However, the glass at the back is distracting. The green vase would be better taken out and the candle / vase be taken at a lower angle. The image has a look of not being straight. Lighting has been well handled. <b><u>Accepted</u></b></p>
	<p><b>20. Nightfall - Salon</b>  One of Whangarei's iconic spots, reflected in the Town Basin waters. The top of the dome is a bit too tight to the top of the image. The lights are indicating its night fall, but this image is very light, a tighter crop from the left as the street lamp draws the eye away from the main subject of the image. Also crop in from the right to the middle mast to take out the busy detail of the boat. Reduction in the brightness would help this image. <b><u>Accepted</u></b></p>
	<p><b>21. Transilluminated- Salon</b>  This is a creative use of lighting. The diagonal positioning of the flower helps to fill the frame  The light giving the image lots of interest. Delicate rose petals become striking in the back lighting. Think about spot cloning little dots that draw your eye eg. like the spot on the right petal. <b><u>Highly Commended</u></b></p>
	<p><b>22. Transversing Light</b>  The Title has a nice play on words, a stunning sunset which invokes a feeling of tranquillity as the paddle boarders drift on a sea the colour of lava. A central horizon is usually not encouraged because it tends to split the image in half, which is somewhat the case here. The bottom strip of blue water could possibly have been cropped out. However, the square treatment does work and the image is held together by the shaft of sunlight. <b><u>A well deserved Honours</u></b></p>



**23. Off the Beaten Pouto Track – Intermediate**

Very nice landscape well composed. The path in the foreground provides the leading line to the hills and river mouth in the distance. Great colours in this image and the ominous sky, hope you had your raincoat ready. Nicely cropped. **Highly Commended**



**24. Under the Mountain – Intermediate**

A Beautiful sunset you have here. A Slightly higher f Stop may have given you a little more of the star effect on the lights. Try a crop from the top taking out good portion of the blue sky to give more emphasis on the lovely cloud colours and formation. Reduce the brightness of the lights. **Merit**