















Results – Patterns 2306 – March

	<p>1s_Spaghetti Junction I found this photograph very visually appealing. The leading lines drew my eye directly to the focal point, which I think is positioned in a strong point within the frame. The use of colour is striking and adds to the overall impact of the image. Although some highlights are blown out, for me it enhances the feeling of electricity and energy conveyed in the photo. I'd suggest that the small sharp orange wire at bottom left be cloned out, as for me it distracts from the otherwise out-of-focus foreground oval in that area. Well composed and effective.</p> <p><i>Highly Commended</i></p>
	<p>2s_Looking In I love this. The golden tones and leading lines draw me in to the centre circle of the image, where I really enjoy the subtle shades and colours, which for me create a calming and soothing atmosphere. I think the bokeh effects around the edges are magical and help frame the image nicely. Beautiful.</p> <p><i>Honours</i></p>
	<p>3s_Colour Patterns I thought this was a striking and colourful image that immediately catches the viewer's attention. The use of bold colours and intricate patterns creates a visually captivating image, with leading lines that draw my eye towards the centre, with a large circle just below the centre serving as a clear focal point for me. <i>Honours</i></p>
	<p>4s_Patterns in Shades of Black and White_m This image gave me a sense of discomfort and unease, with the thorns appearing threatening and prickly. The inconsistent shadow angles of the spikes contributed to this unsettling feeling. I think the natural focal point in the centre of the image has pleasing symmetry around it. I found the bright areas at the top left somewhat distracting and think they could benefit from toning down. Overall, thought-provoking and intriguing. <i>Merit</i></p>
	<p>5s Pattern in the sand I love how small details in patterns on the sand can sometimes be imagined as much larger, sweeping landscape features. I think this photograph has elements of that, though the small dots and holes do give the game away a little. I wasn't sure where to look for a main focal point in this image because the top third is much brighter, which kept drawing my eye away. Then, when I came down to explore the darker detail, there wasn't one feature or element that caught my eye - just a lot of interesting textures. Well-seen, and I do encourage further exploration of patterns like this while ensuring there is some more obvious element to focus on. <i>Merit</i></p>
	<p>6s Standing Together I felt a sense of connection, as I imagined the story unfolding between the two barefoot individuals facing each other. Perhaps one person, being slightly heavier, had sunk deeper into the sand. I liked the framing – well contained. It looks sharp and well exposed. A simple story, well executed. <i>Highly Commended</i></p>
	<p>7s Frozen Tussock I can practically feel the icy wind whipping across the landscape, with the snow and ice encrusted tussock in this photograph. The overall blue toning effectively contributes to that cold sensation. In my view, the image presents a slight challenge in focusing attention, as there are three main mounds, with the one in front appearing a bit soft. I think there's a bit of a balance between showcasing more of the scene for context and zooming in on a specific area – perhaps the tussock mound at the back. Exposure can be tricky in a situation like this and looks well handled. <i>Accepted</i></p>

	<p>8s Silverbeet Leaves This photo looks fresh and vibrant to me, thanks to its lovely green colour and the subject that looks good enough to eat. I appreciate the effective use of leading lines, drawing my attention towards the centre. In my view, the brightest piece at the top left tends to divert my focus away from the main subject. I think that reducing the brightness in that area could minimize this distraction. The darker area at the bottom left, because it is different from the rest, also tend to draw my eye away. Perhaps a crop from the bottom might help maintain the viewer's attention on the main subject. Overall, with some minor adjustments, I think the photograph has good potential. <i>Accepted</i></p>
	<p>9s_Patterns and Triangles I know exactly where this is - having enjoyed the PSNZ banquet in the Cardboard Cathedral, during the 2021 PSNZ National Convention, and I admired the same patterns. I appreciate the attention to detail - for me, with architecture it is important to get lines into corners and everything upright. There is close, but not quite, perfect symmetry, with a larger triangle at top left than at top right. I love the backlit colours in the central triangle, and it looks well exposed and sharp. <i>Merit</i></p>
	<p>10s_Patterns in Rings Good to see someone noticing the captivating patterns that are all around us. My focus is initially on the texture and brightness just below the centre of the image. In my view, the bright area on the label at the bottom left and the table's brightness could be darkened with a relatively strong vignette to reduce their brightness and draw more attention to the bottle itself. This may also create more of an illusion of the bottle glowing from within. I suggest that a very tiny clockwise tweak to the rotation of the image so the bottle neck is exactly vertical and centred could add a more satisfying feel to the image. Lovely lines, and it's intriguing to see them almost cross over each themselves. <i>Accepted</i></p>
	<p>11i_Poppy Patterns Wow. Love all those small bits of glowing green. Looks sharp and detailed. The largest poppy is in a strong visual position on the third, and being brighter also draws my eye. To me, it feels almost unnaturally bright compared to the other flowers, and I think I can see a hint of a halo around its edge. I suggest that flower could perhaps be toned down a little and have more contrast to enhance its textures. Lovely detail and textures. <i>Highly Commended</i></p>
	<p>12n_Body Talk_jpg The pattern of the body angles and vibrant colours in this photograph instantly got my attention, then my eye went to the face of the closest person. I think the image could benefit from a touch more sharpness, but it doesn't detract significantly from the overall impact. It pays to watch the edges – I found the small darker segment at the bottom left and the white patches at the top right a bit distracting, and they could easily be dealt with using cloning. For me it would have been better if there was some space on the right between the feet and the edge of the frame – an image always feels more satisfying to me when things are nicely and neatly contained within the frame. Well done on creating this pattern. <i>Accepted</i></p>
	<p>13n_Snakes and Ladders This brought back memories of playing snakes and ladders as a child. It looks quirkily different, though. In my view, photographing someone else's artwork can be an interesting challenge, as it raises the question of what the photographer brings to the table. I believe the photographer has done a good job here in framing the scene in a way that maintains the two-dimensional appearance, even though there seems to be a wall at a right angle in the top right corner. It took me a moment to truly grasp what was going on, which is a testament to the framing and capture of the artwork. <i>Highly Commended</i></p>
	<p>14i_Clever Spider Spiders are indeed clever - and we can only marvel at the innate engineering. The web looks sharp and detailed. I did find the bright green foliage in the background a bit of a distraction, even though there is good use of a sharp depth of field so it is out of focus. I recommend that the photographer experiment with something like a targeted adjustment in HSL in Lightroom (or the postprocessing tool of choice) to reduce both the luminosity and saturation of the colours involved, as one way of reducing the distraction. It's still a very well captured image of the web, with nice leading lines into it from the twigs on the left. <i>Merit</i></p>



15i_Karikari Lillie Lilies on ponds always look serene and make great photographic subjects The vibrant lily on the pond immediately caught my eye. The central placement of the lily, surrounded by lily pads, left no doubt as to the intended subject. To me, the red colour of the lily appears somewhat blown out, causing a loss of detail. I believe that using additional clarity or texture in Lightroom, or the photographer's preferred post-processing tool, might make the flower "punchier" and more effective. I think the central positioning and focus on the plane of the flower work well for this subject, creating a pleasing composition. *Accepted*



16n_Lotti_m I was intrigued by what looks like a striking wooden sculpture against a clean black background, allowing the artwork to stand out prominently. In my view, the photographer has effectively added their personal touch in photographing someone else's artwork with this background choice. It looks like there are some areas around the top of the left arm and hand behind the neck where the background cut-out appears uneven. I'd suggest exploring the masking tools in Lightroom for a cleaner outline. The lighting from the top left creates shadows such as under the arms, nose, and chin, helping to enhance the sculpture's three-dimensionality. As the image is already close to monochrome, I propose trying a conversion to that it fully to enhance its visual impact. In terms of patterns, I guess that comes from the interesting details of the wood grain. *Merit*



17n_One Man's Dream Looks to me like the Hundertwasser toilets in Kawakawa. I like the overall composition, showcasing interesting architectural details on the left, guiding my eye along the leading lines and pathway to the interesting (to me, as a meteorologist) clouds in the sky. While I appreciate that the photographer has tried to do something a bit different, in my view the overlain grid of white lines is unnecessary and detracts from the photo, appearing unbalanced and misaligned, with a narrower border on the right, and the cells not all lined up properly. I'd personally be happier without it, so I could enjoy this well exposed and sharp image. *Accepted*



18s_Flower Patterns I like the lovely patterns here, with the yellow flower more dominant for me due to its colour and position. I also appreciate the lavender flower, which occupies more space in the image and displays nice textures in the petals. I must admit that I'm not entirely sure what the main focus should be, as my attention keeps shifting back and forth. It pays to check the edges - the pale flecks in the top left corner, because they are right on the edge, tend to draw my eye away from the main subjects. To me, the stems appear somewhat unnaturally desaturated, and the unfocussed background's vibrant colours seem to compete for attention as well. Certainly fits the set subject with colourful patterns though! *Accepted*



19s_Bending Stripes This vibrant and colourful image of the plastic slinky brought back fond memories of childhood play, with the older metal slinkies. I appreciate the intricate patterns and spirals created by the overlapping colours. The small ornament does provide a place for my eye to go to, and was I think a creative addition. The focus and depth of field look good, showcasing the subject clearly. I did notice quite a few dust spots on the background, which are more likely to appear in plain areas when using a small aperture for a large depth of field, and should be addressed by cloning them out or considering a sensor cleaning. Well done for something a bit different. *Accepted*



20s_A Pattern Created I'm not sure what this is and how it was created, aside from a mirror flip to make it symmetrical, but I really enjoyed the geometric pattern and the intricate jewel-like green centre of attention. I think there's almost a heart-shaped feel to the central designs. Everything draws me in to the green heart, including what looks like the use of an appropriate vignette as well as leading lines in the design. *Honours*

21s_Arms Up I enjoyed the playful humour in what look like cactus cut-outs on a wooden fence, along with the title. To me, the image appears slightly tilted to the



right; perhaps straightening the fence palings would enhance the composition. (The Lightroom transform tool is an excellent resource for making such adjustments, though it might require extra space around the main subjects.) The photograph looks competently captured, with sharp focus and proper exposure. I believe the monochrome choice highlights the textures in the wood and helps the cactus blend in, avoiding any potential distractions. Overall, a fun image. **Accepted**



22i_Nailed It I immediately enjoyed the humour in the title and found myself drawn to the numerous nails in the door. The door knocker at the top left serves as an excellent focal point, and the inclusion of the keyhole at the bottom right creates a nice sense of balance. I appreciate how everything is lined up straight, enhancing the overall composition. I think the top of the image in general, especially in the left corner appears a bit too bright, which may cause the viewer's eye to wander out of the composition. I suggest using a linear gradient mask in that area to tone down the brightness a little, and maybe to match the colour better to the rest of the door. Additionally, I think it would be beneficial to clone out some small white flecks right on the right-hand edge. It's always delightful to see patterns and shapes in the world around us, and this photograph captures that essence well. **Merit**



23i_Coastal Planting I can picture myself in this scene, overlooking the sea, and really like the compositional use of triangles for the plantings and the sea. The repetition of the planting elements adds visual interest. I believe the compressed perspective, likely achieved through use of a zoom lens, effectively packs the elements together. The small piece of house (I think) at the top right suggests the presence of a dwelling and seems deliberately and carefully included. It really makes the image for me, with lines all leading up to a reward for following them. The sea appears a touch noisy. In my view, a very small crop from the bottom to remove the three posts on the edge could enhance the composition further. Overall, a striking photograph. **Honours**



24s_Hexagon Hive_m I involuntarily shivered seeing this - not a fan of paper wasps and their hives (which I think this may be). Nevertheless, I admire the intricate engineering and hexagonal patterns, which are well-captured with sharp focus on the closest area, effectively drawing my attention. The framing looks well-executed. In my view, the brightness in the top left corner could be toned down using a mask or vignette to better hold the viewer's attention. Additionally, the left-hand part of the hive appears relatively bright, though out of focus; I suggest reducing the highlights there as well to enhance the overall image. Well done. **Highly Commended**



25s_Four Feijoa Flowers I like the patterns in these four backlit thin slices of feijoa. It's a clever idea for the set subject of patterns and I appreciate the creativity. In my view, the composition could have been improved if there was a gap between the second and third slices. Otherwise, I think they are nicely framed in this image. I think the slices would pop even more if the background were cleaned up and brightened using a mask – there's lots of blemishes there, and a brighter white triangle at top right. A good concept that exhibits the photographer's ingenuity. **Merit**