



























**Results – 23.09 Open Projected – April**

	<p><b>01. Tiri. Sunrise-Salon</b> -Nice Sunrise over the sea nicely captured thru the clouds, The foreground is a little dark resulting in no detail of this on a PC. Try a crop off each side this would make a better-balanced image plus this would take out the branch on the right. – <b>Merit</b></p>
	<p><b>02. Stitch Bird- Salon</b> –Lovely image of the bird sitting quietly on a branch you have captured a good sharp eye and the feather detail is lovely at the bottom of the bird but does fall off as you look towards the upper part. – <b>Merit</b></p>
	<p><b>03. Bushmans Friend –Intermediate-</b> Gorgeous image of this fantail, it’s sharp and shows good control of your camera speed, as they don’t sit still for long. However, it’s a shame you have so much branch competing with the fantail, a crop off the left would have been a better-balanced image. - <b>Highly Commended.</b></p>
	<p><b>04. St Mathews Vicar (Mono)</b> – Nice monochrome image of this part of the church showing a young child exploring. The architecture is nicely captured. A crop off the floor and both sides this would help bring up more detail of the beams. -<b>Merit</b></p>
	<p><b>05. Post Windmill –Novice</b> –Great sky in this image showing off the size and structure of the windmill. However the base of the windmill and the ground are too dark and don’t seem to be very sharp.- <b>Accepted</b></p>
	<p><b>06. Glacier&amp; Her Calf –Salon</b> – Black &amp; White absolutely suits this image, the low cloud gives the appearance of a mystic background. There’s good detail in the mountains and the iceberg the effect of a wild place is well captured in monochrome. –<b>Highly Commended</b></p>
	<p><b>07. Number 45 Guard Dog –Salon</b> – This image tells a story with the look on the cat’s face like a queen on a throne. However a little more contrast would have given more definition between the black and the white as it is not a good white.-<b>Merit</b></p>
	<p><b>08. You Looking At Me</b> – Salon – There is certainly good eye contact between the beast and the photographer. The seal is quite at home, the exposure has been well handled and the image is sharp where it matters, you can almost smell the seal. There are two black spots on the left that needed to be cloned out, possibly a couple of flies. - <b>Merit</b></p>
	<p><b>09. The Fight –Salon</b> –This is a good sharp action shot of these two seals. They are sharp but the image could have taken a crop from the top and a bit off the sides to fill the frame more. -<b>Merit</b></p>

	<p><b>10. Kea –Intermediate –</b> The image is sharp giving good detail in the eye and the feathers even the leg tag is sharp, shame the image is a bit dark as the background blends in with the feathers. Try to lighten your image this makes a huge difference it brings out the beautiful golden tinges. <b><u>Merit</u></b></p>
	<p><b>11. Sea Tree –Intermediate –</b> Beautiful colours in this image with great reflections in the water with the tree reflections provide a beautiful foreground and brings it together nicely. However, the clouds are pretty dominate, they are competing with the water making too much of a contrast. Try a crop off the top of some clouds, you could also take out on the right side, The houses, the power pole going to the trees, also consider taking out the sand on the left just leaving the rocks. Would look great on the wall or in a calendar.- <b><u>Highly Commended</u></b></p>
	<p><b>12. The Colour Of Sunset –Salon –</b> A difficult time of the day to photograph, the contrast between the foreground and the sunlit background is quite stark and very bold. Maybe crop a little on both sides to enhance the image a bit more. The image is nice and sharp, perhaps could be a contender for contra-jour. <b><u>Highly Commended</u></b></p>
	<p><b>13. Sun Behind The Clouds-Salon-</b>Eye catching image brought out nicely in monochrome, this works well and has good contrast particularly in the middle third of the image. Nice light showing the water. You have also darkened the outer part of your image which helps highlight the focal point. However, you do have some spots showing on the left either spots on your filter or the sensor. <b><u>Merit</u></b></p>
	<p><b>14. Bromeliad Flower - Salon-</b>Stunning macro image of this flower and ant, the colour of the flowers is amazing. However, you have two white spots on the ant flower that need removing also the flowers need to be even in the frame. Try a crop off the left to do this, also a crop from the bottom to bring it even takes out the very bright part on the bottom left. Well done - <b><u>Highly Commended.</u></b></p>
	<p><b>15. Takahe- Salon-</b>Beautiful feather detail lovely and sharp eye. The image does seem a tad bright. Well caught- <b><u>Highly Commended</u></b></p>
	<p><b>16. Landing Gear Down - Salon-</b>Good action shot, this really tells a story of the return journey after a day at sea. The eye contact between the birds and the photographer is fantastic. The image has not been over processed and portrays a more natural environment. <b><u>A well-deserved- Honours</u></b></p>
	<p><b>17. Tree Gymnastics–Salon-</b>This contorted tree stump certainly illustrates how nature can produce some quirky shapes. The image is nice and sharp highlighting the textures of the wood and the bark. <b><u>Merit</u></b></p>
	<p><b>18. Curvaceous Dahlia Petals- Novice-</b>An interesting image that allows the eye to explore all the area of the petals. Soft colours are beautiful. You could try a crop on the right to take out the blue shades, this would make your image even stronger. <b><u>Well done.- Highly Commended</u></b></p>

	<p><b>19. Lunch Time- Novice</b> - Image of Kereru getting into the berries in full fruit, full size of the bird is shown and the texture of the red berries lends to a colourful image. However, the head of the bird and the eye are not particularly sharp. The shutter speed could have been a little faster to achieve better sharpness with the head of the bird, some adjustments in sharpening and maybe increasing the whites in post processing would help.- <u>Merit</u></p>
	<p><b>20. Luminescent Hoop-Novice-</b> The shape of the hoop that this young woman is using for dance and display is well defined. The subject is quite well placed in the frame although you have cut off part of the left foot which is a shame. You have some red spots in your image, small lights, these do detract from the main subject and really need to be darkened down or removed. -<u>Merit</u></p>
	<p><b>21. Fire Fans-Novice-</b> This young woman dancing with Fire sticks has produced an interesting image in the low light, credit to the photographer for having a go at night with flame and action. The blue spot close to the left-hand border would have best been cloned out. Overall, this is a good image with something different for the subject matter. <u>Well done Highly Commended</u></p>
	<p><b>22. Crossed Wires-Intermediate</b> - The eye is taken in all directions following the wires to the four corners of the image, an interesting image with patterns achieved here. It is quite clever how you have captured the exact point where the wires cross over. A cpl filter to enhance the clouds could be a fun effect here, nicely spotted. = <u>Merit</u></p>
	<p><b>23. God Bless the USA- Salon-</b>An interesting display of the complexity of a suspension bridge in the states, great leading lined achieved that takes the eye to the flag. The shadows in the bridge detail needed to be enhanced a little to bring out the bridge detail.- <u>Merit</u></p>
	<p><b>24. Rainy Day Blues –Salon-</b>Pleasant image of flowers on a rainy day, the photographer has tried to capture the mood of the day. You have got the depth field just right and you have managed to fill the frame with the subject, it is a bit busy and would be improved with the dead flower taken out on the right. -<u>Accepted.</u></p>
	<p><b>25. Bayside Dusk-Intermediate-</b> Lovely evening image capturing the light on the clouds covering the bay showing a moody but calm scene. While there is no strong focal point for this image, the simplicity of it works well.-<u>Highly Commended.</u></p>
	<p><b>26. Chatting – Novice-</b>A nice colourful image of two parrots enjoying a meal and, as the title suggests, having a chat. There are good colours with the red and green and the eye takes you right there. The eyes are sharp but unfortunately the bodies aren't quiet. The shutter speed really needs to be high min 350 when shooting birds.-<u>Merit</u></p>