













Results Open Projected – November – 22.28

	<p>1. <u>Blue Day- Intermediate</u></p> <p>You have captured the shades of Blue well. Well done, and your horizon is nice and straight. A very nice panoramic image. The image has a nice balance as your eye takes you through the image from left to right. The clouds in front of the cloud add interest. On the left there is something in the water that could be cloned out, as its not big enough to be identified as anything but your eye does travel to it. - <u>Highly Commended</u></p>
	<p>2 <u>Rock Climbing – Intermediate</u></p> <p>Clever title- You have made a simple & effective photo. It is a nice sharp image with a slight angle on the climber and it keeps your eye moving up and across There is a lot of negative space on the right so may be a bit of a crop to keep your eye on the subject. - <u>Merit</u></p>
	<p>3 <u>Diwali Dancer –Salon</u></p> <p>Action shot and expression of concentration on the dancer's face nicely captured some lovely colours in the dresses and jewellery. It's not easy to capture these images with back ground distractions. A pity a hand and head is in the background behind lady's hair.</p> <p>It is however telling you the story of dancers. - <u>Accepted</u></p>
	<p>4 <u>Diwali Dancers – Salon</u></p> <p>You have achieved a beautiful image with vibrant colours. Your image is sharp.</p> <p>These young dancers are adorable makes you wonder what is being said. They all have very interesting expressions showing they are enjoying the moment. The different expressions and movement of each of the girls has been well captured. - <u>Honours</u></p>
	<p>5 <u>Spring Unfurling - Intermediate</u></p> <p>During the time of unfurling, when the days begin to stretch longer and all of nature is leaning toward the sun, inhale the world around you.</p> <p>The colours in your image are beautiful, it's been well seen and you have handled the back ground extremely well, however it's a shame that your main point of focus is not on the unfurling part it is on the stem lower down. Your image is well presented and the main subject is well placed. A great depth of field having the background out of focus. - <u>Accepted</u></p>
	<p>6 <u>Whangarei Waterfalls Upstream - Intermediate</u></p> <p>Love the colours in your image. You have the falling water with good motion, keeping the fore ground in focus. However, there is too much to focus on. The main subject is the water fall so try a crop off to top of waterfall taking out the stripey bit? Then take out the green rock on the left then crop on the right taking out the grass and the rock at the bottom. You then have a story - the duck is looking at the waterfall saying can I do it? Then you have a very lovely image that would go on a wall or in a calendar. - <u>Merit</u></p>

	<p><u>7 Green and White Lilies - Salon</u></p> <p>A great creative shot, these are nice lovely lilies. Perhaps the Vignette is a bit strong and could be lesser. However, the bottom lily has the tip cut off and the nice colour is hidden.</p> <p>The white vignette treatment draws your eye away from the main interest of the lilies and the whites are a bit bright you really needed the bottom tip of that lily. - <u>Accepted</u></p>
	<p><u>8 Barn Owl –Salon</u></p> <p>Good capture of this not often seen bird. Back ground has been handled well. However, you need an adjustment in levels and a reduction in shadows which would create more detail on this nicely focused image with a great background. The whites are handled well on the owl. Shame you had cut the claws off. -<u>Merit</u></p>
	<p><u>9 Bridge to Solitude – Intermediate</u></p> <p>Nice cropped image that leads you through to the path with lovely colours in the trees and sky. It all looks very peaceful.</p> <p>The portrait format is well suited to this image. The solitude mood is captured with the trail disappearing in the distance. Good D.O.F. – <u>Highly Commended</u></p>
	<p><u>10 Back Country – Intermediate</u></p> <p>This is a lovely Landscape. The shades of colours throughout have made it a strong image. The country road weaving through the image has your eye following through the panoramic view.</p> <p>The landscape format suits this image and the eye naturally follows the road. Beautiful colours, well composed. - <u>Highly Commended</u></p>
	<p><u>11 Whangarei Heads –Intermediate</u></p> <p>This is a great image showing off our Whangarei Heads area.</p> <p>This is a nice aerial shot with some lovely colours; however, the pink hue does draw your eye away from the full image. An adjustment to levels will reveal more detail of the islands as these seem a bit underexposed. - <u>Merit</u></p>
	<p><u>12. Chatam Albatross- Intermediate</u></p> <p>Amazing in-your-face shot. It is a well-focused image. The background, details of the bird are superb.</p> <p>It feels like the bird is staring right at you with an intimidating look.</p> <p><u>A very deserved Honours</u></p>
	<p><u>13. Known As The Fish Tail - Salon</u></p> <p>Stunning image of this snow-covered mountain. The fish tail is well presented and sharp but would have liked to see more of the village below.</p> <p>The highlights could do with a very small lift. – <u>Highly Commended</u></p>
	<p><u>14. Up With The Clouds – Salon</u></p> <p>All judges presumed this has been taken from a plane and that's not easy to do. Try a crop off the right to bring the V into the centre and take a bit off the bottom, making the V the leading line to the village below. Nice capture, one assumes through a window in a plane. <u>(That was very wrong)</u></p> <p>– <u>However you have earned a Highly Commended</u></p>

	<p>15. Gummy Cat – Novice I think this moggy is looking for attention while it's relaxing in the sun. The main focus is on Gummy's face where it needs to be. There is sharp detail on the fur. With a hard crop top bottom and right side, would keep you drawn to the subject. – <u>Merit</u></p>
	<p>16. Curio Bay Gold – Novice You have a moody photo with a pot of gold. This is a lovely landscape at twilight. The horizon is straight and in the upper third. However, the top sky is taking you away from the stronger part of the image. Try a crop down to the top of the hill and try a slight gradient shade to darken the white. The lone man adds something to the whole scene. <u>Well done – Highly Commended</u></p>
	<p>17. Spring Time Wanaka – Novice This Famous Tree. You don't tire from seeing it and the different seasons each time. Your image does have light detail in the sky, which could have been brought out with a gradient tool. The square format suits this photo. <u>You have gained a well deserved Honours</u></p>
	<p>8. Hokitika – Novice This is a grand clock standing in Hokitika and you have stood in a good place to take this shot. Images like this suit the centred position, but do watch you have it properly centred. You have a little space on the right and the left at the base is cut off. The Mitre 10 sign is distracting try a crop from the right to take this out and bit more off the bottom for a tighter image and a slight adjustment in levels to lighten it will make it all stand out more. <u>-Acceptance</u></p>
	<p>9. Church Window – Novice This is a well cropped image. The colours stand out nicely giving you an eye-catching view that keeps you interested in looking. You have made a very good attempt at taking this image in difficult lighting conditions. The main attraction is the 4 panels, the whites have been well handled and panels are sharp. <u>Well done. - Highly Commended</u></p>
	<p>20. Entertaing with Fire -Intermediate Good try under difficult lighting conditions. You have captured the entertaining action here. A tricky subject getting the flame light so it's not blown out. The dark vignette helps to keep your eye on the main person who is focused on the photographer. – <u>Acceptance</u></p>

	<p>21. <u>Its Not Easy Being Green –Intermediate</u></p> <p>A fun title and has a story of the centre green fern making a space for its self to show and this keeps you interested. It wasn't easy making a comment on this image - the focus is sharp in foreground and the main leaf detail is sharp. -Merit</p>
	<p>22. <u>Log in Water - Salon</u></p> <p>Nice colour palette. The angle of the water over the sand is lovely. Love the colours and the white foam has been taken nicely. The swirl of the water around the log is well captured. The concept of the image is very good however the focus is the right top of the log the rest is not sharp. -Merit</p>
	<p>23. <u>Hundertwasser Whangarei – Salon</u></p> <p>You have a very impressive image captured at night of this icon of Whangarei. The lighting has been well handled and this highlights the texture and patterns of the stone. It has been taken at an angle which reveals the height of the structure. This image has beautiful colouring; well done taking the building at this time of the day. Unfortunately, the power pole in the front is on an angle, and probably the only thing that needs to be straight with this subject as the design of the building has no straight lines. When using Photoshop, you can easily rectify this - make a new layer, then by using the Transform Skew tool just pull slowly very slightly out from the top both sides. Your image is sharp well done for that. - Highly Commended</p>