






















Results – Open August – 22.19

	<p>1. Cyclamen Circles - Intermediate – A very creative and relaxing image, the blended colours around the base of the flower work well. The background has been nicely blurred and the image is sharp. Highly Commended</p>
	<p>2. Vibrant Whangarei - Intermediate – This is a stunning image well focused and cropped, the middle area is a bit distracting but guess this couldn't be avoided, a little darkening here would have made a difference. This would make a great electronic Christmas card with the writing in the middle area. Well done Highly Commended</p>
	<p>3. Gull Landing - Salon – Nicely focused Gull. Good eye contact. Good sharp feather detail in the right hand side wing and also the outline of the gull's wing structure under the feathers on the left hand side. However it is cropped too tightly not giving any space showing the gull is landing. There is a question about your title does it fit the image? Acceptance</p>
	<p>4. Its all Mine – Salon - Good title suits the image. Yes this bird does not look like it is about to share, you can see it's on the move. There's a great splash of water off the foot showing it moving, overall the image could use a lift in levels. You must have been quite close or have a long lens either way good stealth work. Acceptance</p>
	<p>5. Long Walk to The Elevator – Salon - This is an excellent example of perspective photography. The people supply the point of interest. The pathway and lights both provide leading lines to the people. The lighting has been well handled. A very worthy Honours</p>
	<p>6. What are These Crabs Doing – Salon - Lovely image of a child enjoying time at the beach. The colours are strong and vibrant and we just catch a glimpse of the intense expression on the boy's face. The enjoyment of the view would have been enhanced if the photographer had been able to move either lower or around to the front so more of this expression was included in the story. But then this probably would have disturbed the child. The image is nicely cropped, well exposed and is sharp. Acceptance</p>
	<p>7. Lunch Time – Salon - A good capture of this bird feeding. It's nicely focused throughout, the image is sharp. Good depth of field importantly the Dotterel was doing something interesting, even better the crab has spread out arms and legs to give a clear separation between the bird and the crab. Background is also handled well. Highly Commended</p>

	<p>8. Threes A Crowd –Salon - This is a great composition of the Three (baby?) swallows, good colour palette in the background this has been well handled with a great depth of field. However the image is bit soft and it is hard to see the eyes as they are side lit. <u>Merit</u></p>
	<p>9. Glacier Break Away –Intermediate - The textures are great and it is fascinating to see the different colours in the glacier. With an image like this it is hard to get the sense of height and the size of what has been photographed. It has interesting shades and textures. Holds your interest and leaves you studying the photo. There are no blow outs in the whites and the angle of the image makes one feel they're down in the glacier too. Lighting has been well handled quite a dramatic image. <u>A well deserved Honours</u></p>
	<p>10. Lake Tekapo Mountains – Salon - What lovely colours and reflections, the lighting is soft giving a peaceful effect wondering about the mountain range to the right that was cropped just before the final edge. Can I suggest you go back again and take a wide angle lens (and take judges with you – we could be backseat drivers). <u>However you have succeeded in getting Honours.</u></p>
	<p>11. Soames Island – Intermediate - Very tranquil image with good reflections; however there is a bit much water taking your eye away from the jetty, you needed to crop from the bottom of your image just above the dark reflections and crop in on the left past the lone tree on the hill. This will make the jetty the focus of the image; the overall image looks as though it has been over sharpened and the vibrance taken up a bit too high try knocking your adjustments back a notch. <u>Acceptance</u></p>
	<p>12. Coming Through –Novice - Good Title, great action shot. You have a sharp image on the move with a nice leading line of the road and carrying your eye through to the dust beyond, telling you the story of a speeding car. The image has a very graining feel to it, not all of it can be attributed to the dust and may be the result of cropping in more than the image can take. You can feel the excitement of the rally; it looks like the photographer has had a great day. <u>Highly Commended</u></p>
	<p>13. A Bridge to Where - Novice - Your title suits this image and does leave you wondering to where. This is a very tropical scene and the bridge is central to the image it has lovely colours in the trees around it. A crop across the top to the cabbage trees will bring more emphasis on the stand of trees behind the bridge and the foreground. Unfortunately there is enough noise/grain in the image to detract from the overall impact also giving some purple fringing. <u>Acceptance</u></p>

	<p>14. Tiri Tui – Intermediate -You have captured this Tui with a glint in his eye and posing nicely. The colours are very powerful on the Tui and it is well balanced on the branch, shame this is blown out. Unfortunately the image is not sharp it's very grainy.</p> <p>Was it a small image and enlarged too much? In the field when taking bird photos you need a higher ISO even if it is stationary for the moment this helps compensate for any small movements the bird makes. <u>Acceptance</u></p>
	<p>15. Orchid Trio – Intermediate – What beautiful colours, a well composed image to show the slight bow in the stem and it's sharp. However the little bit of flower at the top left could be cloned out so it's not a distraction. Each flower is different, the top flower looks like a duck with its feet down ready to land. Well done. <u>Highly Commended</u></p>
	<p>16. Snowed In - Salon –The title tell its own story what an interesting view you have chosen. An angle to show all those cars stuck in the snow, something we don't normally get to see in the winterless north, the trees and the texture you can almost touch in the foreground. The lighting has been well handled and your image is sharp. Well done <u>Highly Commended</u></p>
	<p>17. 4 - Novice - Not sure why the image is called 4, your Image is sharp including the reflections of the people. The blue in the sky helps to balance out the blue on the base. If the rocket is the main point, the background would be best blurred out a bit more.</p> <p>Try adding a vignette to your image. <u>Merit</u></p>
	<p>18. Frog – Novice - This lovely little fellow has been well captured nestled in his lily pad. Your image is sharp and clear with good eye detail. Great texture has shown on the frog, the lovely mud on the leg and the patterns. However the highlight on the leaf is demanding attention. When presenting an image for competition spend a little time to see how to make an image stronger. This image flipped and cropped well would do just that or this can be toned down with several different methods available. In Lightroom lower the highlights in the “detail” panel. Or match the colour and paint over the highlight with very light opacity. <u>Highly Commended</u></p>

	<p>19. 90 Mile Magic – Novice - There is a nice range of colours in this image. The sand dunes in the back are magic. Shame the waves have lost their details in the whites. If you like doing this type of photography consider getting an ND filter to use when the sun is bright. It would help reduce the amount of light reaching the sensor long enough for you to have movement in the waves without getting blown out highlights. <u>Acceptance</u></p>
	<p>20. Snow Time - Novice - The panoramic framing of this image suits it beautifully. Great Depth OF Field the leading line of the road takes your eye to the snow & mountains. You have lots to look at here and you stood in the middle of the road so we look down the centre to the view of the mountains. Thank you for such a great image. <u>Honours</u></p>
	<p>21. What About Me – Intermediate -The title matches the dog's expression so well. Yes he/she is looking less than impressed! This does tell a story, with the beach giving context to where the family have possibly gone. Your dog is a little under exposed and the sea in the background is bit distracting, a crop of the sea brings your focus more onto the dog. <u>Merit</u></p>
	<p>22. Campbell Albatross – Intermediate -The detail in this image is incredible with the water drops visible on the feathers especially above the left eye. The background is very well handled. And the eyes are sharp and beautiful. <u>A well deserved Honours</u></p>
	<p>23. Kingfisher- Intermediate -You have a sharp image with great feather detail and eye connection in this Kingfisher. A nice soft background making the bird stand out and the crab is a nice addition to this standard pose. The image needs a wee lift in levels to add some pop to the image. With a levels adjustment layer, put a mask over it and then paint the effect onto the areas of the image that needs it. It only needs to be a slight increase. Great image. <u>Highly Commended</u></p>
	<p>24. Rest - Novice - Good capture of this sea lion resting on the rocks. It's nicely composed and the background blurred only slightly giving detail of the surrounds. However the image could use a lift of shadows so that more details show on the fur of the animal, and give the background a lift as well. Well done getting so close to the sea lion. <u>Highly Commended</u></p>

	<p>25. Autumn Ready – Novice - Lovely sharp image and nicely angled across the frame. Background has been well handled. Blackberries as you see them in all stages spider webs and all. You have great separation between the blackberry and the background. The bottom is cropped a bit taught to the leaf. For a bit of extra pop perhaps a squirt of water to create water drops would have been a great addition to the composition. Portrait format was a good choice.</p> <p><u>Merit</u></p>
	<p>26. True Flamboyance – Intermediate - There is something about these flowers that just show themselves off, the red really stands out against the blue sky, and it is great that you recognised this would be a good effect. The image is sharp at the bottom of the flower but the centre needs to be the focus point because this is where your eye goes. Perhaps you could have cloned out one of the side branches as this keeps drawing your eye to this area.</p> <p><u>Acceptance</u></p>
	<p>27. Dinner Maybe – Salon – This image makes you grin, it is focused where it needs to be on the dog licking his chops. The title and the way it matches the subject so well. The eye connection is good the tongue is the main actor and the eyes are the supporting crew in this image so the fact the eyes are not sharp adds to the story. Our focus is right where it should be. <u>Your dog has earned you an Honours</u></p>
	<p>28. Dotterel Skirmish – Salon - Thank you for putting in something different a great impressionism image. You can see the story of the skirmish with the lovely the soft colours. The movement in the wings provide a different view of these lovely birds. The image works because one of the birds is more visible so the viewer knows what they are looking at. Getting the eye (and the whole bird) a bit sharper would have really lifted the image. Have you tried it without the stick? That would really give it a dreamy feel. <u>Highly Commended</u></p>