




















Results – Open Projected November

	<p>01. Pot Shards from my Travels – Intermediate – What a great way to remember your travels. The black background certainly makes the colours and textures stand out. The angles as laid out, make a good composition within the frame and each shard tells a story. <i>Merit</i></p>
	<p>02. Hong Kong in Covid Times – Intermediate – This interesting image, reminiscent of the 'Squid Games', tells a story of the times. The colours and positioning really depict the stark reality. <i>H/C</i></p>
	<p>03. Shadow Tree, Wanaka – Salon - This very high contrast image suits black and white, and great to see an alternative Wanaka tree. <i>Merit</i></p>
	<p>04. Dusky Sound, Fiordland – Salon – The nice misty feel to the mountains and the lovely light on the water draws the eye through the three levels of the landscape, but is stopped by that small bit of black on the RHS. Perhaps cropping this out, or including more, would further enhance this lovely image. <i>H/C</i></p>
	<p>05. Car Show in Town – Salon – A colourful, sharp image, leaving the viewer to piece together the story. Well done for trying something different, however, the judges suggested that considerably lightening the leafy background, or changing it to one taken on a similar plane (as against down at the ground), may be worth considering. <i>Merit</i></p>
	<p>06. Amaryllis Beauty – Intermediate – A nice image of this colourful beauty. It is sharp where it needs to be, but the lighting appears a little flat which could easily be tweaked to give more depth to the image. One of the judges used LR to prove this point to herself. (Show altered image) You have a good eye for composition. <i>H/C</i></p>

	<p>07. Waterfall Glade – Intermediate – The rocks with the water bouncing off them gives this image interest, and the slow shutter speed gives the water a lovely silky look. The blown-out areas near the top indicate that the shutter speed was a little bit too long, or you could use an ND filter and a tripod to ensure the rocks are sharp while the water moves. A good effort, though. <i>Acceptance</i></p>
	<p>08. Blue Pillar – Salon – A lovely mono blue image, caught expertly by this photographer at just the right moment. A deceptively simple image, where the colour could perhaps have extended to the corners. <i>Honours.</i></p>
	<p>09. Guinea Fowl Feather – Intermediate – This lovely, almost mono shot, works well with the green/grey background. There is good focus throughout and the image fills the frame nicely. Perhaps a bit more of the ‘stem’ showing would have made a more complete picture. <i>H/C</i></p>
	<p>10. Morning on the Farm – Intermediate – The early morning light has given this image a life of its own. It shows a nice amount of texture, and the spider web adds interest. <i>H/C</i></p>
	<p>11. The Edge of Life and Death – Salon – The B&W format works well with this image and accentuates the darkness of the title. The trees look a bit over-processed, and perhaps could have been cropped a bit more to make the reflections the focus. <i>Merit</i></p>
	<p>12. Tui on Show – Salon – The title says it all. The eye is sharp with a good catchlight, and the feather detail is lovely. The soft pastel green background only adds to the image. <i>Honours</i></p>
	<p>13. Campbell Mollymawk – Novice – This lovely close-up image has been caught very well, and extra kudos for the sharpness if you shot this from a boat. <i>Honours</i></p>

	<p>14. Selvin's Mollymawk – Novice – This nice close-up shows some nice detail in the feathers and beak. While the eye is in shadow, the white edge draws the viewer in to study it further. The halo around the wing indicates a possible lightening of that area. If so, do be careful to stay within the boundary and use a smaller brush near the edge. <i>H/C</i></p>
	<p>15. Simple Beauty – Novice – Your title says it all. The flower is nicely sharp, but a bit too close to the background, which is distracting. Perhaps try darkening the background, or use a shallower dof to blur the greenery to make the flower would really pop. <i>Merit</i></p>
	<p>16. Drama at Dusk – Novice – A lovely image. The rays on the water add interest, as do the dark clouds. Cropping down from the top to almost the break in the clouds would add to the drama, and still leave the horizon on the lower third. <i>H/C</i></p>
	<p>17. Pebble Beach Sunrise – Intermediate – The soft focus and lovely colours complement the star (or sun) of the show, which reflects nicely off the rocks in the foreground. The triangles add interest and the panoramic format really suits this image. <i>H/C</i></p>
	<p>18. Three Up, One Down – Intermediate – A good descriptive title for this shot. Had the author moved to the left to take the shot, it would have been more accurate and would have better centred the subjects. Perhaps the row of shells at the bottom could also be cropped out. Well spotted. <i>Accepted</i></p>
	<p>19. Lifting Those Bags – Salon – This action shot seems rather static, but the almost B&W feel with spots of colour give it an overall interesting feel. The image is certainly sharp and full of detail, and it would have been nice to have been able to include the top of the crane. <i>Merit</i></p>