






Results Open Projected – 21.18 – August

	<p>1. <u>Tui Head – Intermediate</u> - Great shot of a Tui either in full song or about to start singing. It's interesting to see the tongue out like that. There's good detail and colour nicely separated from the background, a slightly wider crop on the left to include all the neck feathers with a tighter crop on the top and the right would have improved the image. The whites are a bit blown out on the tuft however there is great detail in the neck feathers and the eye appears sharp. Bringing down the highlights in light room with radial selection would help this but would not completely remove the blown highlights. There is an orange blob showing bottom left this is distracting. - <u>Merit</u></p>
	<p>2. <u>Hang On – Intermediate</u> – It is great that the faces of the team are sharp and face towards the beach. Even at 500th of a second there is a great sense of movement. The image has a nice amount of room to move into. Nice lighting with slightly out of focus back ground enhances the subject. It really tells a good story. However there is a knot of rope at the bow which is a bit distracting wonder if that could have been removed, also it pays to check your horizon before you sign off. <u>Well done – Honours</u></p>
	<p>3. <u>Fading Light – Salon</u> - The colours are rich and vibrant. This image portrays a calming mood in a creative way. This is a great attempt at an impressionist's image and the photographer has done well to see the colour and the light. Keep playing with this technique as it is a numbers game. However the eye is finding it hard to rest as there does not appear to be a path thru the image or a resting place. You do have a dust bunny or perhaps it is a spot on the lens you need to check this. Remember always check your horizon. - <u>Merit</u></p>
	<p>4. <u>Last Pepper – Salon</u> – Lovely vibrant red and green colours. This image would be a great candidate for focus stacking. Nice even composition with lovely contrast between the fresh pepper and the dead stems. However the Highlights are blown out and missed focus you could try to lift the shadows and clone out spots on the pepper. - <u>Accepted</u></p>
	<p>5. <u>The Setting Sun Effects – Salon</u> - Lovely capture of gods rays coming up from the setting sun. One thing that would have improved this image is foreground. Foreground can be as important as the main focus of the image shame your foreground is so dark. <u>Highly Commended</u></p>



6. The Gloomy Walk – Salon – Great concept and composition of the boy silhouette. There is a halo around the subject and the hill which is distracting it is underexposed. We are not sure if this is a post processing issue of a natural effect. If you have selected the subject to make it darker, go back and adjust the selection until the halo disappears. It needs little more contrast lift your exposure. Also check is there a finger print on the mirror. – **Merit**



7. Autumn Trail – Intermediate – The Image has nice leading lines and lovely colours in the fallen leaves. The image is not sharp enough for a landscape image and it is not artistic to be classified as impressionistic. Well done for composing the scene and seeing the colour. It makes you wonder what's through those gates but there is a question though is the subject the gate or the leaves. – **Accepted.**



8. Just Trying out These Wings Mum – Intermediate – Good capture of family life in the colony. This is a charming moment of a chick showing off whilst its Mum looks on. Good details in the feathers the whites have been retained which is hard to do in harsh lighting. The image could use a lift in levels as it is a bit flat. Point of focus seems to be the chick's feet rather than the eye you needed a lower angle to greater engage with the subject. **Well seen – Merit**



9. An Ad For Barkers – Intermediate - Great toning colours, nice sharp image and well exposed. Great composition, very good use of leading line, colour pallet is great and great detail/texture to the walls. The high key feel to this image works well. From the title presuming this was set up for an Advertisement shoot and the photographer has taken a shot of the shot. Without the title not sure the image would have the same impact. – **Merit**



10. Life in The Grand Bazaar – Intermediate - Very interesting image of life in the bazaar, it is culture so different and there are plenty of details for you look at. Focus and exposure well handled in difficult conditions, but is the subject the woman walking or the two men sitting in the bottom left corner? Your eye travels to the light coloured shirt on the man in front when you feel the main focus should be the woman. A crop tightly on the walking woman to provide a clear subject for the viewer's eye and lose the vignette would make all the difference your image has so much going on and it makes you wonder what the story tells. – **Merit**



11. Bellbird Amongst Manuka - Intermediate - A very nicely composed image and well exposed showing good sharp eye and feather detail. The background is separated and supports the image rather than fights with it. However the image could do with a good crop all round, on the left taking out the bright sharp branch taking it to the out of focus branch & white flower closer to the bird, then your eye goes to the bird and doesn't wander from one part to the other. You could also take a bit off the top and a bit of the right. Your eye then focuses on the beautiful feathers detail and eye of the bird rather than the bright details in the Manuka branch and flowers. This might seem a big crop but you have such a beautiful bird it's a shame to take the focus from the Bellbird and it looks as though it has no intention of flying off. **Highly Commended.**



12. Northland Native Bush - Intermediate - A beautiful image from an unusual angle giving the viewer an impression of the bush not normally seen great view point. The texture in the trees is well captured and the colour works well, try to push the exposure slightly in post to make the colours pop. It would be great to see this in a print. - **Highly Commended**



13. Umbrella In Autumn Lane - Intermediate - Excellent composition and a creative idea great use of selective colour technique. The umbrella is clearly the main subject and it is sharp and the rest of the image is there to support the umbrella. However it's a shame your whites are blown out and monochrome elements are a bit flat. You needed to add some contrast in post to improve this. - **Merit**



14. Lonesome Lake Pine - Intermediate - Beautiful colours of the tree which stands out well. It has the potential to rival the Wanaka. Like the feel of this image and the burst of colours almost looks like you have used selective colour but if you look closely there is colour at the lakes edge as well, nice reflection pity it not complete. Pine does not normally have colour, are you sure it is not a swamp cypress. It is cropped close on the left hand side and could use a bit more breathing space. Include all the reflection of the tree by using a lower angle. One always needs to make sure title is correct as titles are important. - **Merit**



15. Lines Of Steel - Salon - Crisp sharp image throughout, excellent documentary of an abandoned water tower blacks and whites are clipped, the shadow on the upper part of the tower is distracting as is the signpost and the car. A different angle would remove distracting elements and a wider crop may have provided more context or story to your image. The train track running through almost cuts the image in two & leads you in and out of the image quickly but does not hold you in there. - **Accepted**



16. Trampled – Salon - Good eye for something unusual. An interesting abstract image it highlights the beauty that can be seen in unexpected places. Very nice light vignette that adds depth and the stones are plain enough to be supporting elements in the image. You could try to widen the crop to move the larger rock off the border of the image. - **Merit**



17. Grumpy Mr.Tui – Salon – Lovely colours and great to see the Tui all fluffed up. Something certainly ruffled his feathers, great capture in very difficult lighting. It is a shame there is little detail in the tuft. There are other areas that are blown out, but that is the one area that should have had detail to make the image work. Unfortunately the border isn't adding to the image as parts of the blown out sections are running into it. - **Acceptance**



18. Old Truck – Salon – Great old truck brings back lots of memories. Sympathetic and Creative treatment of the subject, the background really suits the feel and theme of the image. Colours are a bit flat and crop is a bit too tight on the left. There is a dark line at the bottom of the image where the texture is missing. Push the contrast/de haze in post and lift the exposure a touch to make the colours really pop. - **Merit**



19. Waiting – Salon – Lovely sharp body and eyes. What a horribly beautiful image, with excellent composition and Depth of field. The monochrome background and light lift the colour of the spider. Love the way it looks like he has just come down through the hole in the web. & the light coming down from above, image has great detail and colour and tells a good story. There are a couple of tiny light marks near the head and leg which could be cloned out. **Honours**



20. Proud Peacock - Intermediate – Subject nicely separated from background although the background is very bright. Nice sharp image, good catch light in the eye but try lightening the eye of the bird (which is sharp) and you will find a beautiful brown eye looking back at you. Good detail to the feathers and Depth of field has been handled well. Those blue feathers are incredible. The whole bird could use a lift in levels or a curves adjustment. Just to bring out some of the details. There are a couple of blown out spots on the bird's face, to fix this lower the highlights in light room a bit. - **Merit**



21. Dusk – Intermediate – Well done having the shutter speed fast enough catch these birds in flight. Colour range is great in the clouds. Good capture of the evening colours in difficult light. There is a lot of negative space that reduces the impact of the image. Try a crop off the right quarter of the image and down from the top to just above the central cloud and lift the exposure of the sea and land selectively in post. That makes a huge difference. - **Acceptance**



22. All Masks – Salon - The judges were not able to understand the title of this image, but are sure there is a clever quip involved. The sky is incredible and I hope you took images without the vessel in the frame. The boat needs room to travel, and by that the stern should have been included into the shot. The crop feels very tight. The mast on the left, leads you into the image but then pops you straight out the top & does not hold you into the image there are lots of elements cut off on the borders of the image and lots of distortion. – **Acceptance**



23. (Otuihau) Whangarei Falls – Novice - This is a great image from a novice worker it has beautiful colours and the texture in the sunlit mist, the slow shutter speed gives a nice feel to the water. There is a bit of the waterfall blown out at the top of the falls. Try to reduce the shutter speed to something between 1 to 3 seconds, also duller lighting conditions, early or late in the day and try a graduated filter to avoid blowing out the sky and top of the falls. There is a white spot on the right it really needed to be taken out. **Well done - Highly Commended**



24. (Koroatito) Fern Bird – Novice - The feather details are amazing for this very hard to photograph bird, for a novice photographer it is very well done. You have an excellent sharp image with background colours complementing the subject bird. The eye is sharp and showing a good catch light. The Depth of field has been handled well. You could have used a very light vignette instead of the border. – **A very well deserved - Honours**