

















21.15 – Body Parts – July

	<p>01i-Eye_Ball: M Nice composition & lighting. Focal point seems to be on the lashes not the eyeball. Think about what you will see in the reflection, I can see a bookcase and a glass doorway.</p>
	<p>02s_NeedAHand: M Nice sharp focus on the central hand so I presume this is what we are focusing on. The bangle & the sleeve on the left are a bit distracting could have cropped them out also the finger cutting the thumb in half is a problem, need the front hand to be lower.</p>
	<p>03s_Touch: HC Like this shot. The lighting from the top gives good definition & nice smokey background. I think the finger hanging down on the LH hand looks a bit odd. Looks like the image may have been over sharpened by the slight halo around the lower fingers.</p>
	<p>04i_LusciousLips: A Interesting subject matter. I think you could have cropped a bit off the bottom taking most of the green base away & that will get rid of the messy ground on the left.</p>
	<p>05i_EyesoftheTiger: A Shutter speed too slow on this so lots of movement, everything is blurry. A nice tight shot of the nose & tongue would have been fantastic.</p>
	<p>06s-ClawsOfAnOwl: H Love it! Focus is on the central talon, nicely blurred background beautiful lighting. One little thing is the little white spot floating under the left-hand talon, could be good to clone that out.</p>
	<p>07s-RustyDodge: A I feel there is too much in this image I can't pick what to focus on. The pots & fence in the background are distracting and don't add to the image. I do like the little smiley face in the light recess, maybe go back and get a nice tight shot of that.</p>
	<p>08i_Balanced_m: H Beautiful! Love the feel & story I'm getting from this image. Just think you could crop a little off each side & bottom to remove the slightly distracting elements on the edges of the image.</p>

	<p>09i_Feet: HC Love the strong lighting but I think you could have moved the model away from the background to reduce the heavy shadowing. I like the foot on its toes but the other foot doesn't add anything to the image.</p>
	<p>10s_Fingersandthumbs: HC Nice lighting, background & composition. The thing that lets this shot down is the sleeve cutting the arm off making the hand look like Thing off the Adams Family.</p>
	<p>11s_Boyseye: H Difficult shot to get right but I think you've got it. Focus is on the eyeball giving you all the detail in the iris. Nice catch light in the pupil.</p>
	<p>12n_Bonnet_Beauty: H Very Cool. Just a little blown out on the LH side and a distraction with the tree just above the RH mudguard, clone it out or crop in to lose the mudguards on both sides.</p>
	<p>13i_WellWorn: M Nice just think you need to crop off the watch and some of the dead space at the top, this will also get rid of the diagonal line in the tabletop. Try doing this in B&W.</p>
	<p>14i_Indestructible: M Good lighting & background. Looks like the focal point is on the back of the jawbone which is making the teeth a bit fuzzy.</p>
	<p>15s_BareFeet: A This shot has the model standing in a way that looks like he should be walking but with both feet flat on the sand he's not going anywhere. The lighting is very flat with no shadow to give you some contrast. The shot looks like it has been taken from a standing position If you had got down low it may have made things more interesting with the undulations in the sand.</p>
	<p>16s_Hands: M In my opinion there are too many hands in this shot. The hands with the thumbs linked is the focus the others are just a distraction.</p>
	<p>17i_TheMoment: M A nice moment to capture. I Think this image would be stronger if you crop in a lot tighter, loosing most of the dress (clone out what's left) and into the beginning of the thumbs on the man's hands.</p>



18i_ShowAndTell: HC

As this is the same photograph as "10s_Fingersandthumbs" my comments are on the treatment of this version. It seems a bit unnatural with the pinkie finger removed I like the tighter crop better in this version.



19s_OnlyFitForParts: NA

Beautiful image but as it's of a full body not body parts I will pass it in.



20s_BlueEyedPony: M

Nice sharp focus on the eye. The halter strap & ring are taking the focus away from the eye and the reflections in the eye also don't add anything to the image.